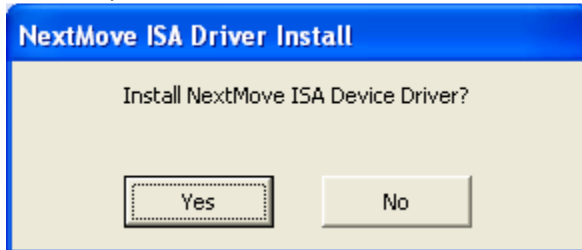


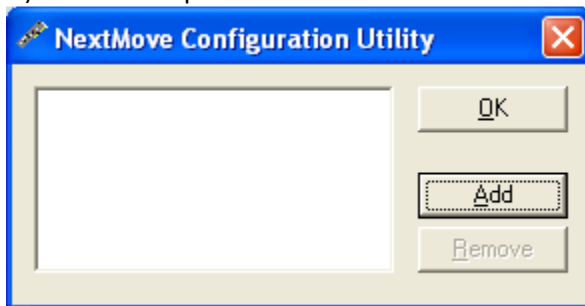
Install Steps Benchman XT / 4000

If you downloaded the drivers separately copy the two files in the .zip to
Benchman 4000 - C:\Program Files\LMC\Benchman
Benchman XT – C:\Program Files\LMC\BenchmanXT

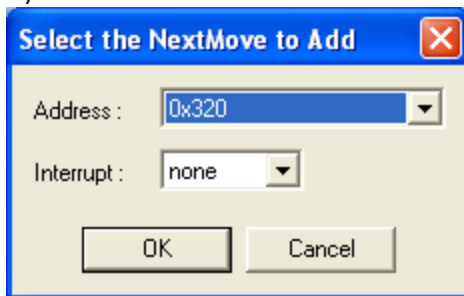
- 1.) Goto: C:\Program Files\LMC\Benchman or BenchmanXT (default)
- 2.) Run SetupNM.exe



- 3.) Click Yes
- 4.) Reboot
- 5.) Return to C:\Program Files\LMC\BenchmanXT (default)
- 6.) Run nmsetupnt.exe



- 7.) Click Add
- 8.) Select 0x320



- 9.) Click Ok
- 10.) Click Ok
- 11.) Reboot Again
- 12.) Done – Run Benchman XT